

Bags of Love: Doing Good in Our Community

Did you know ...

Over 500 local children each month are in crisis due to abuse, homelessness, and unemployment?

They NEED YOUR help NOW!

95% of your donated funds go directly to help local kids.

Donate Items -- check our website to see what toiletries, clothing, and other items are needed

Donate Money -- any amount helps!

Donate Time -- to volunteer!

www.bagsofloveinc.org



Since our newsletter goes out to many of the homes in the area we thought it might be a good idea to provide space to help get the word out on behalf of small, local charities who may not have the funding for advertising or marketing.

In this issue of The Recycler we are proud to partner with "Bags of Love." They are a non-profit organization that provides homemade bags full of clothes, and necessities, along with a beautiful homemade quilt to less fortunate local children in their time of need. They work with local schools and fire departments to identify and reach out to children who could use their help. However, the need often far exceeds their resources and many children who could be comforted by their bags cannot receive them.

We ask that you take a moment, visit their website and consider doing what you can to offer support to this wonderful group. **Sanipac applauds Bags of Love for doing good in our community!**

Sanipac[®]

PO BOX 10928
Eugene, OR 97440
541.736.3600

Commercial Edition



Printed on recyclable paper made from 100% post-consumer material



In The Old Days


By John Thornton

I was hired on at Sanipac as a young man in my early 20's to drive the first curbside recycling truck in the area. Many readers may remember it as Sanipac's, "Trash Menagerie" truck. It was a converted garbage truck which had been fabricated to hold different compartments of recyclable materials. Back then we had different cartoon animals associated with each bin to help teach people how to separate their items. You may remember them as: The "glass" hopper, "kan" garoo, "card" vark, "paper" tiger etc. People would place their materials at the curb in grocery bags, 5-gallon buckets, sacks, or whatever they had available. Then I would go from house to house picking up the bags and scrambling around the truck as fast as I could to put everything in the right bin. Let's just say I was a thinner man in those days. Anyway, as we all

know Oregon is not the driest place to live. So often times the paper bags would break through and I'd spend half my day chasing cans and bottles down the road. You might say it wasn't the most refined process. But we were out there doing it, first.




"The card-vark"



"The kan-garoo"

Continued on back page...

Some of the most enjoyable memories I have of that time were with the people who would come out, interested in watching the new program work. I remember particularly World War II veterans would love telling me how they were proud something like this was coming back, how it reminded them of can-drives during the war effort days. They'd walk out handing me all types of small engines, auto parts, old screen doors they wanted me to break down etc. Of course, most of the items weren't officially part of the recycling program... but I'd usually end up fitting



"The plasti-saur"


them in the truck anyway and try to figure how out to recycle them when I got back to the shop. I am forever thankful to have learned a lot from those wonderful people.

Well, I may not be as agile now as I was in the old days, and I'm not sure I could do it all again. But looking back I am proud to have been a small part of the now super-efficient 50 million pounds per year curbside recycling program in the area. It's a credit to the people of Eugene and Springfield who helped us do it.



John Thornton now supervises commercial trash and recycling operations for Sanipac

Recycling Instructions: Please clean all recycling

COMMINGLE CONTAINER	GLASS ONLY CART	Examples of items that can NOT be recycled:
<ul style="list-style-type: none"> ⇒ PLASTIC-Jugs, Tubs & Bottles ONLY remove & throw away caps/lids ⇒ PAPER-Mail, Newspaper, cereal & dry food boxes, colored paper, magazines, phone books, paper bags, wrapping paper Shredded Paper must be contained in a paper bag with the top rolled down ⇒ METAL-Food and Beverage Cans and CLEAN Aluminum Foil. Lids should be secured inside the can by leaving attached and pushing inside or by placing the lids inside the cans and smashing down only the open end. Lids may be also be thrown away. Foil should be shaped into a ball no smaller than a fist. ⇒ CARDBOARD-Flat and unwaxed ⇒ ASEPTIC (TetraPak) cartons Gable Top Milk and Juice Cartons 	<ul style="list-style-type: none"> ⇒ GLASS--Clean Bottles and Jars only—all colors together loose in the cart <div style="text-align: center;">  <p>Sanipac[®]</p> </div> <p style="text-align: center;">Flatten all CARDBOARD and PAPER</p> <p>All other material should retain its shape for proper sorting.</p>	<ul style="list-style-type: none"> ⇒ NO plastic containers smaller than 6 oz. ⇒ NO plastic bags or plastic wrap of any kind ⇒ NO prescription pill bottles ⇒ NO paper towels, cups, plates, napkins, tissues, foil wrapping paper, or paper laminated with other materials. ⇒ NO broken glass, ceramics, vases, mirrors, window glass, light bulbs, drinking glasses, dishes, Pyrex, or cookware ⇒ NO Styrofoam of any type ⇒ NO containers that held toxic materials (anything with a warning or caution label)