

The Sanipac® Recycler

WINTER 2006



Haul-i-days

Sanipac is not closed for any weekday holidays during January, February or March.

See www.sanipac.com/residential/recycling_pickup/ for your schedule.

Getting Rid of Needles, Unused Meds

Wondering what to do about used insulin needles? Or pills that are past their expiration date? How about needles used for a pet or livestock? Bio-medical waste should be handled carefully and disposed of properly. In fact, State of Oregon regulations require special handling and disposal of infectious waste. Examples include hypodermic needles, blood-saturated bandages, IV tubing, cultures and pathologic materials.

Your unused meds are hazardous waste and should not be flushed away; instead, dispose of them at the County's Glenwood collection site every Thursday and the second and fourth Saturdays

of each month. Remember that all Lane County disposal sites will accept sharps (medical needles, small scalpels and other small, sharp instruments) Put them in a liquid laundry detergent bottle made out of thick plastic or buy a specially designed container. You may not use milk jugs, pop bottles, coffee cans or other similar containers. And please, no infectious waste.

Sanipac provides disposal service for sharps. We will supply you with specialized containers. Our minimum size is a quart, which costs \$4.05. Sizes range from one quart to 35 gallons and include a wall-mounted 5-quart container, and costs vary



Continued on back

Sanipac Recycling Basics

It's easier than ever!

WINTER 2006

Please keep and post these instructions, or visit www.sanipac.com

GLASS BOTTLES AND JARS - Clean the containers. Use a different paper bag for each color (green, brown or clear). Place bags in your blue box.

MOTOR OIL - Put oil in a non-glass container with a lid and clearly label it. Place next to the blue box.

EVERYTHING ELSE - Go ahead! Throw tin, aluminum, plastics (except #6, which

can't be recycled), and all paper products (including junk mail, newspapers, magazines, cardboard, paper bags, non-foil wrapping paper, cereal boxes, egg cartons) together in your new recycling roll cart.

GENERAL RECYCLING INSTRUCTIONS - Please make sure your designated weekly carts are out by 7 a.m. on pick-up day, and place them at least 4 feet apart.

Proper placement of your garbage and recyclables is shown on the back of this newsletter and on our website on the "Residential" page. Remove your containers from the sidewalk and curb by midnight on pick-up day so they do not obstruct public areas or interfere with handicap access.

Sanipac®

PO Box 10928
Eugene, Oregon 97440
541-736-3600

Residential Edition

PRINTED ON RECYCLABLE PAPER
MADE FROM NONWOOD FIBER
AND POST-CONSUMER WASTE



For ways to recycle other items, visit our website. Or, call 736-3600 for more detailed recycling instructions.



Bring Things to BRING!

With the holidays behind us, it's time to prepare for spring and summer projects. Start by cleaning out

your shed or garage. BRING accepts tools, reusable building materials, garden furniture, hardware and many miscellaneous items. Don't dump it, donate it!

And if you're remodeling or building, you can find low-cost supplies at BRING's ReUse Warehouse, 88641 Franklin Boulevard.

Questions? Call BRING at 746-3023 or check its website:

<http://www.bringrecycling.org>

"Waste isn't waste until it's wasted."

Dan Knapp, Urban Ore
(Berkeley, Calif. reuse store)



Getting Rid of Needles, Unused Meds

Continued from front

depending on the size and your town. Free disposal is available at the County's transfer site on Glenwood Boulevard or you may schedule a time to bring the container back to us. Do NOT put it out as part of your weekly pick-up! Disposal charges apply to containers brought back to Sanipac.

To get a container or to return one, please call our office at 736-3600.

Cart Placement Reminder

First Option: If you have a grass parking strip between the street and the sidewalk, place your carts and blue box on the strip – *Diagram A* – provided the strip is level so the cart is stable. If not, put your cart in the street with the wheels against the curb, and place your box for glass flush against the curb.

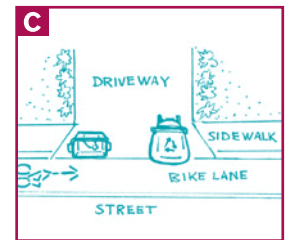
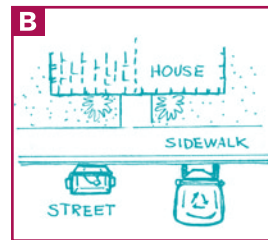
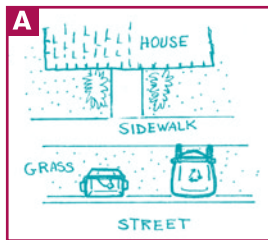
Second Option: If your sidewalk is right next to the street, place your roll cart in the street with the wheels against the curb,

and place your blue box flush against the curb. (*Diagram B*)

Third Option: If placing a cart in the street would block a bike path or cause other obstructions, roll your cart and box to your driveway apron. (*Diagram C*)

If you don't have a parking strip or sidewalk, or there is no curb, place your cart and box immediately adjacent to the street.

Always be sure that the containers are stable.



Waste Not, Want Not

When you buy and use paper for your home printer, copier or other uses, look for 100% recycled content or non-wood fiber like this newsletter's stock. Remember:

- One U.S. citizen uses and discards two pine trees in paper products per year.*
- Making paper from recycled fiber generates 75% less air pollution than producing virgin paper.*
- Your copier or printer will accept recycled paper and it will not create any more dust or residue than non-recycled paper. In fact, 100% recycled content seems to work better than 30%!
- 100% recycled paper has a higher initial cost than virgin paper – but invisible costs, like energy and water use in production, make non-recycled paper cost more in the long run.

*The Lane County Recycler's Handbook